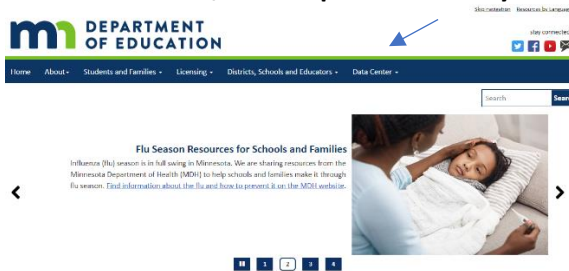


Directions to Find District 0-4 Census Count

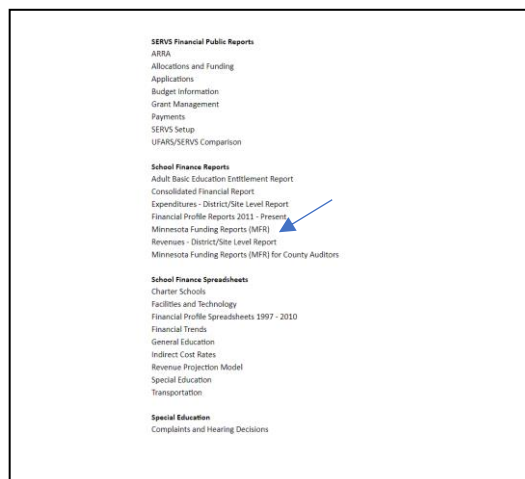
- The 0-4 census count is included on the district ECFE Aid Entitlement Report. The 0-4 Census information will be one of the top lines on the report. Use the most recent year to determine the level for the organizational membership
- To find this report, follow the steps below.

1. MDE website: education.state.mn.us/mde

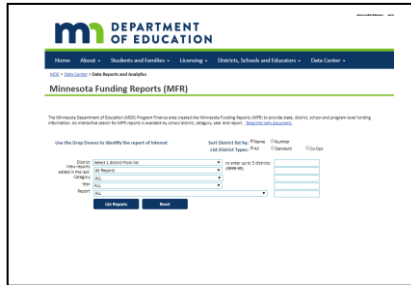
2. Click on: Data Center/Data Reports and Analytics




3. Select Data Reports and Analytics from the drop-down menu and click on **School Finance Reports/Minnesota Funding Reports (MFR)**



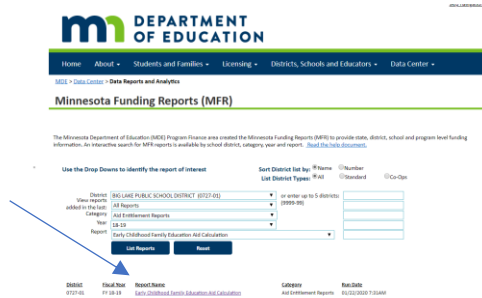
4. Click on **School Finance Reports/Minnesota Funding Reports (MFR)**



- 5. Select district from list
- View reports: All Reports
- Category: Aid Entitlement Reports
- Year: 18-19
- Report: Early Childhood Family Aid Entitlement



6. Click on the List Reports button; then click on the link to the report.



7. Use the most recent 0-4 census count to determine the level of district membership.

ROW DATE: 01/22/20 - 07/20/14

MINNESOTA DEPARTMENT OF EDUCATION
18-19 EARLY CHILDHOOD FAMILY EDUCATION AID CALCULATION
MINNESOTA STATUTES 124D.135

0727-01 BIG LAKE PUBLIC SCHOOL DISTRICT

REVENUE, LEVY LIMIT AND AID ENTITLEMENT CALCULATION		
1.1 16-17 FALL AGE 0-4 CENSUS USED FOR LEVY	3,420	
1.2 17-18 FALL AGE 0-4 CENSUS	3,385	
1.3 2016 ADJUSTED NET TAX CAPACITY (ANPC)	14,261,612	
1.4 18-19 HOME REVENUE LIMIT USED FOR LEVY	206,155.60	
1.5 18-19 REVISED ECFE REVENUE LIMIT	201,074.30	
1.6 2017 PAY 2018 LEVY LIMIT	44,424.27	
1.7 18-19 REVISED LEVY AUTHORITY	44,428.14	
1.8 CERT 2017 PAY 2018 LEVY	44,498.17	
1.9 PERCENT OF LEVY CERTIFIED	1.000000000	
1.10 18-19 AID LIMIT USED FOR LEVY	161,731.33	